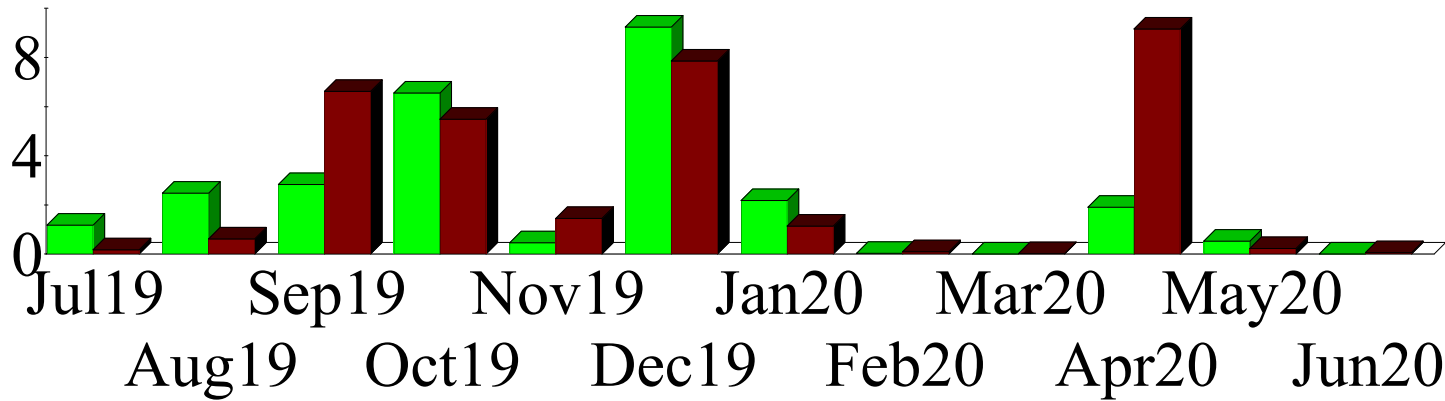


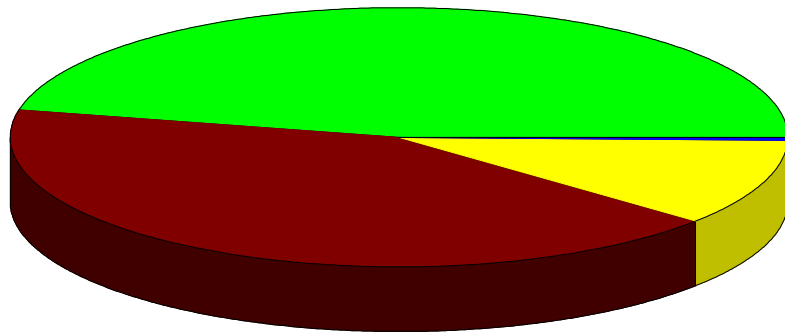
Income and Expense by Month July 2019 through June 2020



\$ in 1,000's



Income Summary July 2019 through June 2020



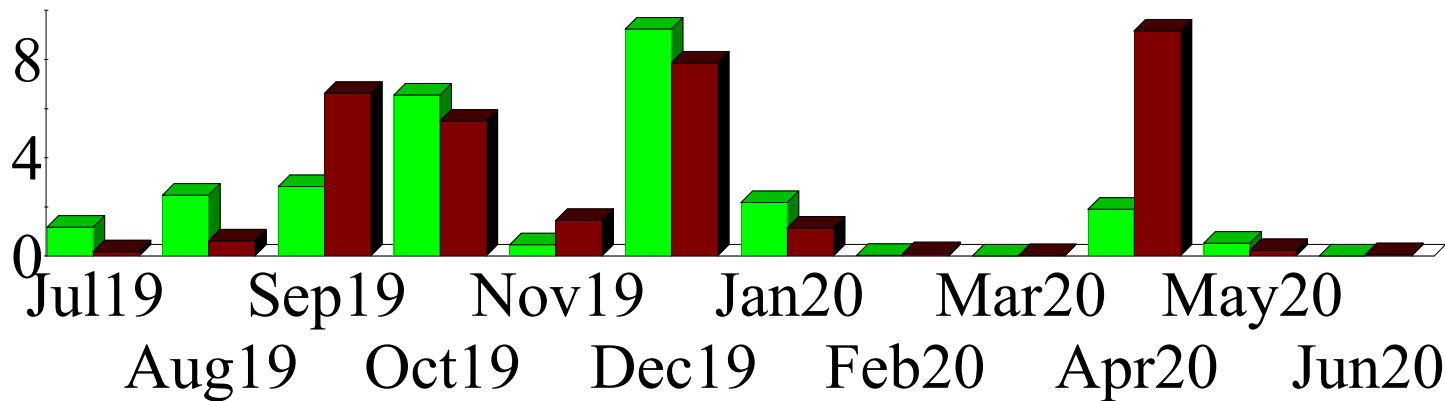
■	42000 · Direct Public S	46.68%
■	41000 · Program Income	42.20
■	45000 · Other Types of Ir	10.90
■	45090 · Miscellaneous Rev	0.22
Total		\$27,383.77

By Account

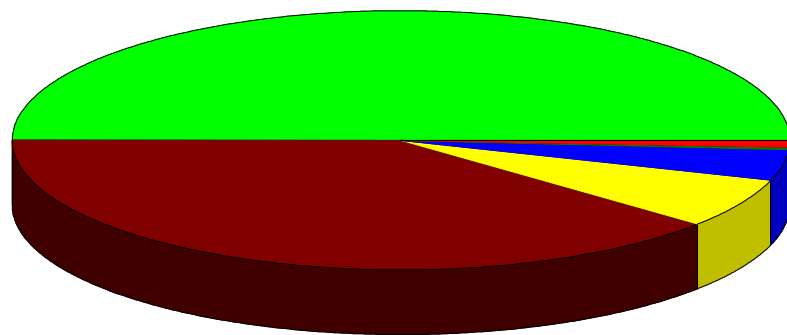
Income and Expense by Month July 2019 through June 2020



\$ in 1,000's



Expense Summary July 2019 through June 2020



62100 · Contract Servic	50.03%
65000 · Operations	38.93
62800 · Facilities and Equi	6.22
60300 · Donations to Othe	3.95
69000 · Special Event Exp	0.46
60900 · Business Expenses	0.41
Total	\$32,917.41

By Account