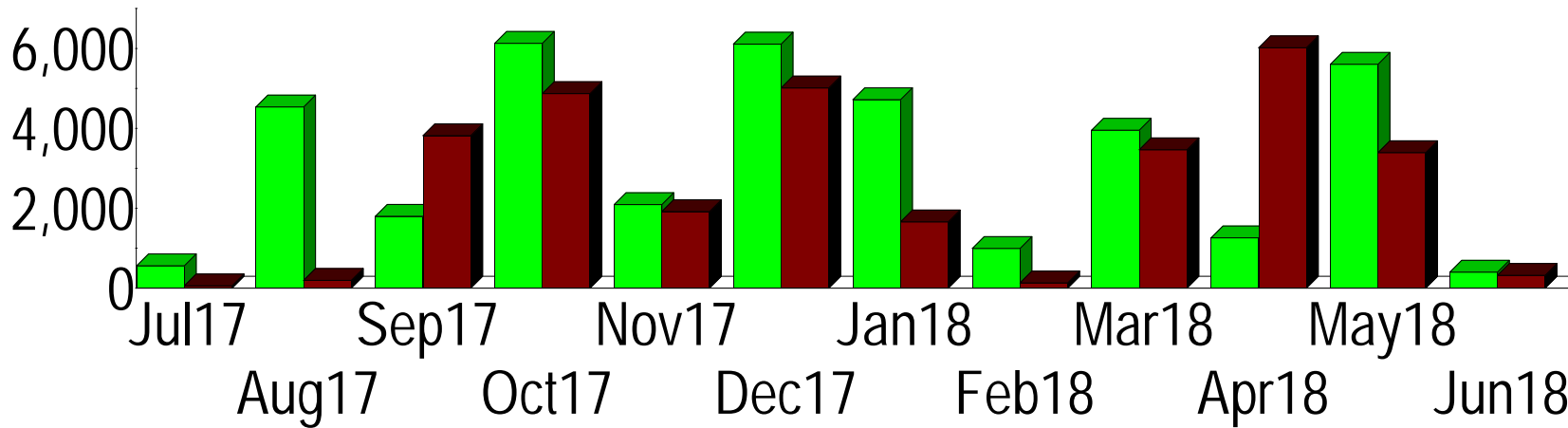


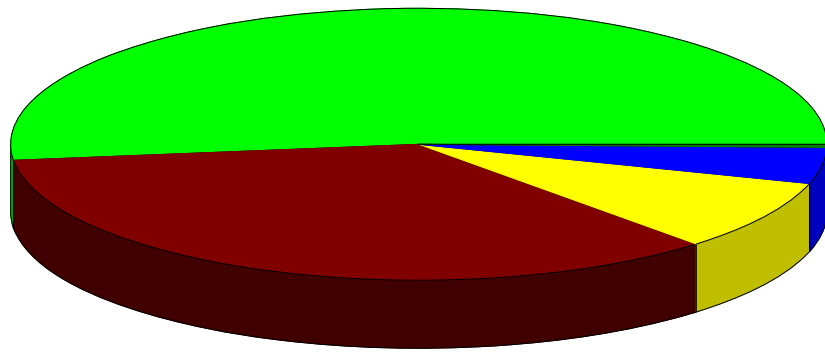
# Income and Expense by Month July 2017 through June 2018



\$ in 1's



## Income Summary July 2017 through June 2018



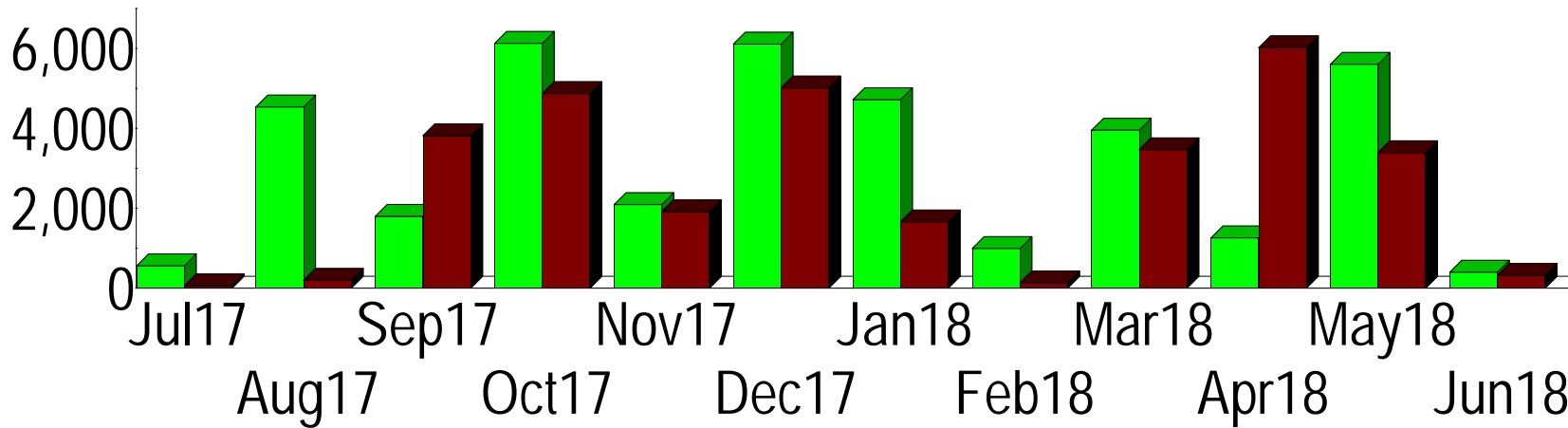
42000	Direct Public Support	52.02%
41000	Program Income	35.08
45000	Other Types of Income	8.53
44000	Government Grants	4.36
47000	Interest Earned	0.01
Total		\$38,153.72

By Account

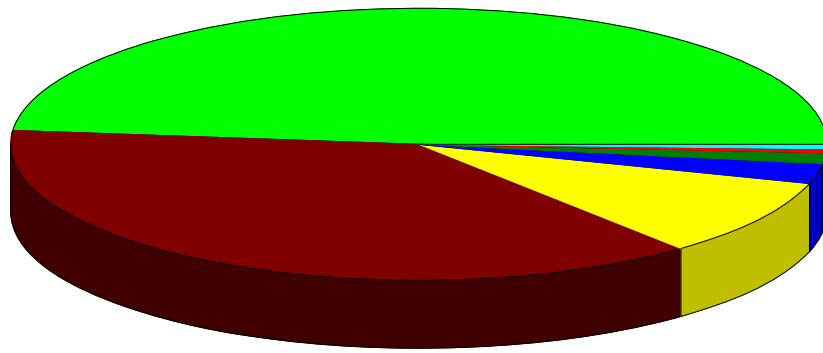
# Income and Expense by Month July 2017 through June 2018



\$ in 1's



## Expense Summary July 2017 through June 2018



62100 · Contract Services	48.41%
65000 · Operations	37.76%
60300 · Donations to Other Orgs	9.24%
62800 · Facilities and Equipment	2.47%
50000 · Cost of Goods Sold	1.40%
69000 · Special Event Expense	0.49%
60900 · Business Expenses	0.23%
<b>Total</b>	<b>\$30,856.63</b>

By Account